

## Oncology Medical Home Pathway and Quality Report (Sample)

Prepared for New Mexico Cancer Center (NMCC)

### Pathway Measures (Page 1 of 2)

#### Triage

	This Quarter	Average: previous four quarters	National benchmark	Trend
Calls	24	28.25	35	
Same day appointments	9	9.5	11	
ED Visits avoided	4	5.5	3	
% patient utilization	33.00%	31.50%	25.00%	
ED Visits bypassing triage	0	1	1	

#### Diagnostic

	This Quarter	Average: previous four quarters	National benchmark	Trend
Patient count (overall)	28	27.5	27	
Pancreatic	2	1.75	2	
Breast	13	13	12	
Colorectal	6	5.25	5	
Lung	2	1.75	3	
Melanoma	4	3	2	
Lymphoma	0	1.25	2	
Thyroid	1	1.5	1	
% Adherence (overall)	80%	79%	95%	
Pancreatic	66%	78%	91%	
Breast	61%	71%	91%	
Colorectal	78%	77%	77%	
Lung	88%	77%	87%	
Melanoma	66%	68%	74%	
Lymphoma	71%	70%	95%	
Thyroid	72%	73%	97%	

## Oncology Medical Home Pathway and Quality Report (Sample)

Prepared for New Mexico Cancer Center (NMCC)

### Pathway Measures (Page 2 of 2)

#### Treatment




	This Quarter	Average: previous four quarters	National benchmark	Trend
Patient count (overall)	28	27.5	27	
Pancreatic	2	1.75	2	
Breast	13	13	12	
Colorectal	6	5.25	5	
Lung	2	1.75	3	
Melanoma	4	3	2	
Lymphoma	0	1.25	2	
Thyroid	1	1.5	1	
% Adherence (overall)	97%	72%	63%	
Pancreatic	93%	92%	95%	
Breast	85%	77%	66%	
Colorectal	91%	93%	92%	
Lung	63%	88%	76%	
Melanoma	93%	88%	67%	
Lymphoma	89%	78%	72%	
Thyroid	61%	89%	91%	

## Oncology Medical Home Pathway and Quality Report (Sample)

Prepared for New Mexico Cancer Center (NMCC)

### Quality Measures

#### *Oncology Care Model (OCM)*

	This Quarter	Average: previous four quarters	National benchmark	Trend
Percent Medicare FFS beneficiary face-to-face encounters with the participating practice in which there is a documented plan of care for pain AND pain intensity is quantified	82%	79%	99%	
Percent Medicare FFS beneficiary face-to-face encounters in which the patient is assessed by an approved patient-reported outcomes tool	93%	84%	67%	
Percent Medicare FFS beneficiaries that receive psychosocial screening and intervention at least once per episode	99%	71%	77%	
Patient Satisfaction	72%	73%	77%	